

GYNAECOLOGY

FOLLICLE ASPIRATION NEEDLE






Follicle aspiration needle

- Follicle aspiration needle is used for ultrasonic guided, transvaginal harvesting of oocytes from follicles.
- Internal surface of the needle and PTFE tube are very smooth which allows safe way for aspiration of oocytes into the test tube.
- Additional needle for flushing enables flushing of needle and PTFE connecting tube after finished procedure.
- Single lumen.

STERILE EO




GYNAECOLOGY



MATERIAL

Only biocompatible materials used.




PACKAGING

Each needle is individually packed in a sterile packaging to avoid contamination up to the point of use.



INSPECTION OF ALL NEEDLES

To meet high standards, every needle before release is inspected by microscopical inspection to ensure compliance and at the same time provide consistent quality.



LOT-TO-LOT CONSISTENCY

In order to provide Lot-to-lot consistency assembly and packaging, activities are carried out within a certified quality management system (from raw material to finished product), at our premises.

Easy to handle:

- Needle holder is made of biocompatible material which is DEHP free.
- The thumb notch indicates the orientation of the bevel.
- Additional reinforcement of PTFE tube at needle holder prevents kinking of tube.



Echo marking for optimal control:

- The echo marking enables high reflection and visibility for precise guidance with ultrasound used during oocyte retrieval.

Cannula made from stainless steel:

- Sharp needle bevel allows precision puncture using minimal force, high precision.



Two bevel types:

- Lancet or back cut bevel.

Vacuum tubing and aspiration tubing:

- Vacuum and aspiration pump tubing with different lengths.
- Transparent, low friction tubing made of PTFE prevents oocyte damage between the needle and the test tube.
- Funnel-shaped PTFE tubing endings enable safe outflow into collection tube.



Silicone plug:

- Made from soft transparent silicone to secure good connection to the test tube.



Luer lock connector:

- Female Luer lock connector enables connecting to an aspirator or a syringe.
- Additional reinforcement of PTFE tubes at Luer lock connector prevents kinking of tube.

REF	OUTER DIAMETER OF THE NEEDLE (G/mm)	INNER DIAMETER OF THE NEEDLE (mm)	NEEDLE LENGTH (mm)	LENGTH OF TUBING FROM NEEDLE TO PLUG (mm)	LENGTH OF TUBING FROM PLUG TO ASPIRATOR (mm)	ECHO MARKER	ADDITIONAL NEEDLE FOR FLUSHING	BEVEL TYPE		
58831	17/14	1,18	350	670	700	✓	x	Lancet	10	120
59123	17/1,5	1,20	320	970	500	✓	x	Lancet	10	120
59436	17/1,5	1,20	320	670	700	✓	✓	Lancet	10	120
59587	17/1,5	1,20	240	670	700	✓	x	Lancet	10	120
59588	17/1,5	1,20	320	670	700	✓	x	Lancet	10	120
63393	17/1,4	0,92	320	970	1000	✓	x	Back cut bevel	10	120
63781	17/1,4	0,92	320	670	700	✓	x	Back cut bevel	10	120

